

Flush Flat End Cap

1.5" OD

Flat end caps give bar foot rail a finished look and protect guests from unprotected tubing.



End caps slide easily into the end of tubing.

Standard Finishes



Brushed Brass



Polished Brass



Brushed Stainless



Matte Black



Oil Rubbed Bronze

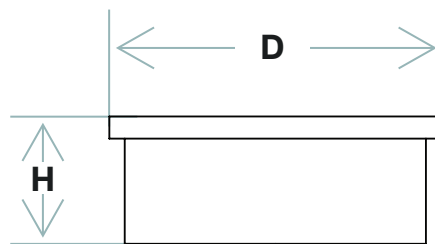
Custom finishing is available upon request.



Fits loosely by design. Secure with an adhesive.

Dimensions

(H)	Height	0.87"
(D)	Diameter	1.5"




Installation


1. Secure bar rail tubing to bar face.
2. Insert end cap into the end of bar rail tubing.
3. End cap will fit loosely into the tubing. Use adhesive for a more secure, permanent fit.

Complete The System


Make sure to get all the necessary components to complete your bar rail system.



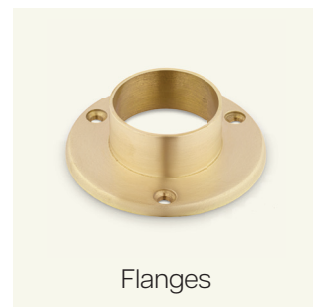
Tubing



Brackets



Elbows



Flanges

Care and maintenance varies by finish. Given the nature of the product, typical wear and tear may be noticed with your bar rail over time, such as scuffs, scratches, and dirt.

Visit [Kegworks.com/care-guide](https://www.kegworks.com/care-guide) to read our guide on how to properly prep, clean, and maintain all bar rail finishes.